



Screwdriving Technology

Automation

Air Motors

Air Tools



Top-Speed-Grinder

Grinding and milling with an actual speed of 100.000 rpm



- optimum surface removal and surface quality by use of speed-consistent gear drive
- high repeatability by gear motor without vanes
- oilfree operation without loss of power is possible
- ergonomic

High speed midjet grinders, especially when used with highgrade steel inserts at relative high speed, are used for grinding, for deburring and also when treating non-metallic materials.

Optimum surface removal and surface quality by use of speed-consistent gear drive

This ergonomic miniature grinder allows easy and optimum access on hard-to-reach areas. The high run-out accuracy of the collet assures a high durability, an optimum material removal, and a high surface quality during grinding or milling. This grinder operates with an extreme low vibration.

High repeatability by gear motor without vanes

The robust construction assures a high longevity of your tool - even when used in continued operations.

Oilfree operation without loss of power is possible

Best ergonomic shape:

- Housing grip
- Housing material
- Noise level
- Vibrations
- Handling

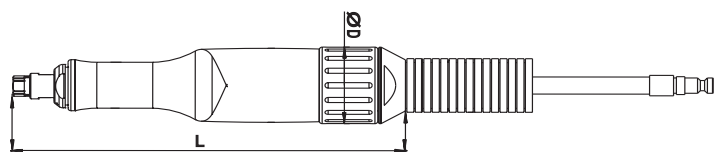


GDS 009-1000BY



SPECIFICATIONS - TOP-SPEED-GRINDER

Design



GDS 009 - 1000 BY






- Y = Twist valve
- B = Basic design
- Speed x 100 [min⁻¹]; 1000= 100 000 min⁻¹
- Power x 10 [W]; 009 = 90 W
- Grinder, straight











| Twist Valve | Typ | GDS 009-1000BY | |
|-------------------------------|---------------------------|----------------|-------------|
| Rear Air Exhaust | Part No. | 3146441E | |
| Speed (no load) | min ⁻¹ (rpm) | 100 000 | |
| Max. power output | W (hp) | 90 | (0.09) |
| Air consumption (no load) | m ³ /min (cfm) | 0,2 | (7.06) |
| I.D. of air inlet hose | mm (in) | 4 | (.16) |
| Max. Ø of grinding tip | mm (in) | 5 | (.20) |
| Max. Ø of grinding insert | mm (in) | 3 | (.12) |
| Weight of tool | kg (lbs) | 0,3 | (.66) |
| Length of supply/exhaust hose | m (in) | 2/0,4 | (78.7x15.7) |
| Dimensions Ø DxL | mm (in) | Ø 31x158 | (1.22x6.22) |


Specifications at 90 psi (6,3 bar)

| Standard Equipment: | Part Number |
|---------------------|-------------|
| Collet Ø 3 mm | 314406 |
| Spanner 9 mm | 800401 |
| Ring spanner 7 mm | 821845 |
| Nozzle | 801565 |

| Optional Accessories: | Part Number |
|--------------------------|-------------|
| Collet Ø 1,0 mm | 315087 |
| Collet Ø 1,1 mm | 310003 |
| Collet Ø 1,2 mm | 314921 |
| Collet Ø 1,4 mm | 315157 |
| Collet Ø 1,6 mm | 310033 |
| Collet Ø 2,0 mm | 314693 |
| Collet Ø 2,35 mm (3/32") | 314694 |
| Collet Ø 2,5 mm | 314956 |
| Collet Ø 3,175 mm (1/8") | 314407 |
| Collet Ø 3,25 mm | 314946 |

| Grinding tip for steel- and cast iron-shaft Ø 3 mm | | |
|---|----------------------|--------|
|  | Ø 4 mm, length 8 mm | 804916 |
|  | Ø 5 mm, length 10 mm | 804917 |
|  | Ø 5 mm | 804975 |
|  | Ø 3 mm, length 6 mm | 804976 |
|  | Ø 5 mm, length 10 mm | 804977 |

| Grinding insert for steel- and cast iron-shaft Ø 3 mm | | | |
|---|-----------|-------------|--------|
| | Head-Ø mm | Length mm | |
|  | 2 (5/64") | 6 (1/4") | 803061 |
|  | 3 (1/8") | 12 (15/32") | 803062 |
|  | 3 (1/8") | 12 (15/32") | 803076 |
|  | 2 (5/64") | 6 (1/4") | 803084 |
|  | 3 (1/8") | 12 (15/32") | 803085 |
|  | 3 (1/8") | 3 (1/8") | 803097 |
|  | 3 (1/8") | 12 (15/32") | 803115 |
|  | 3 (1/8") | 12 (15/32") | 803125 |
|  | 3 (1/8") | 8 (5/16") | 803136 |
|  | 3 (1/8") | 12 (15/32") | 803145 |

| Grinding insert for all materials-shaft Ø 3 mm | |
|---|--------------------|
|  | 3 mm, length 14 mm |
| | 804989 |