

Storage Devices


Belt-Driven Hopper for the automatic refilling of feeding systems

- extends refill intervals
- provides a consistent fill-volume
- gentle part handling
- flexible
- low noise level and wear-resistant
- easy to control

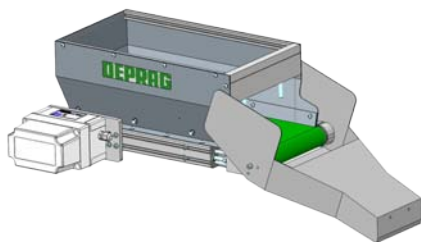
Does your operating staff have to refill your feeding equipment to avoid a production stoppage? Or, does your feeder operate irregularly and would you like to optimize its process?

For those situations, we recommend the use of our storage devices, such as the DEPRAG Belt-Driven Hopper.

Feeding Technology



ADVANTAGES OF THE DEPRAG STORAGE DEVICES



• Extends Refill Intervals

Belt-driven hoppers are the ideal supplement to feeding systems to dramatically increase the required refill intervals. A fill-level sensor that is installed in the feeding system sends a signal to a controller when the minimum fill-level is reached. The controller activates the hopper and the feeder will be refilled through the outflow-chute until the fill-level sensor signals that the desired fill-level has been reached. According to the required fill-volume, the refill intervals may be reduced to once or twice per shift which frees-up your personnel for other duties.

• Consistent Fill-Volume

A hopper assures the consistent fill-volume in your feeding system. Especially when using a vibratory feeding system without fill-level independent self-regulation, a hopper is advantageous. A vibratory feeder actually requires a certain fill-mass, which means if the vibratory bowl is too full and therefore heavy, the feeding system slows down. If the vibratory bowl is getting empty, then the vibration intensity increases. Both conditions reduce the feed-volume and increase wear and tear. Only a consistent fill-volume optimizes your vibratory feed-system.

• Gentle Part Handling

Using a hopper can reduce the vibration-duration of a feeding system to a minimum. A gentler handling of the feed-component is possible if the vibratory bowl is not too full and the feeding-process is fast. A hopper supports those conditions by evenly refilling a vibratory bowl with just the right volume.

• Flexible

A DEPRAG hopper is a flexible device that can be used for different parts – a costly refitting is not necessary. The outflow-chute of the hopper can be adjusted to perfectly fit the size of the feeding component. Additional regulating possibilities allow the hopper to be adjustable into two different directions.

• Low noise level and wear-resistant

The hopper incorporates a fully sealed outflow-chute, which results into a considerable noise reduction. An optional noise-barrier can be supplied with all our vibratory-drives, which is especially designed to work with our hoppers. This way, a low noise level of the completely closed vibratory-drive is guaranteed even when combining it with a hopper. The use of wear-resistant materials assures the high quality, rapid availability and outstanding efficiency of our storage devices.

• Easy to control and simple to operate

DEPRAG hoppers are equipped with a 24 V gear motor, which allows a PLC to easily control the unit using the appropriate output. The gear motor can also be activated manually by using an integrated button. This is an advantage during the refilling of the hopper, because the content can be moved effortlessly towards the outflow-chute. Each hopper includes a comprehensive operating booklet, which clearly describes the installation and operation of the hopper.

TECHNICAL DATA

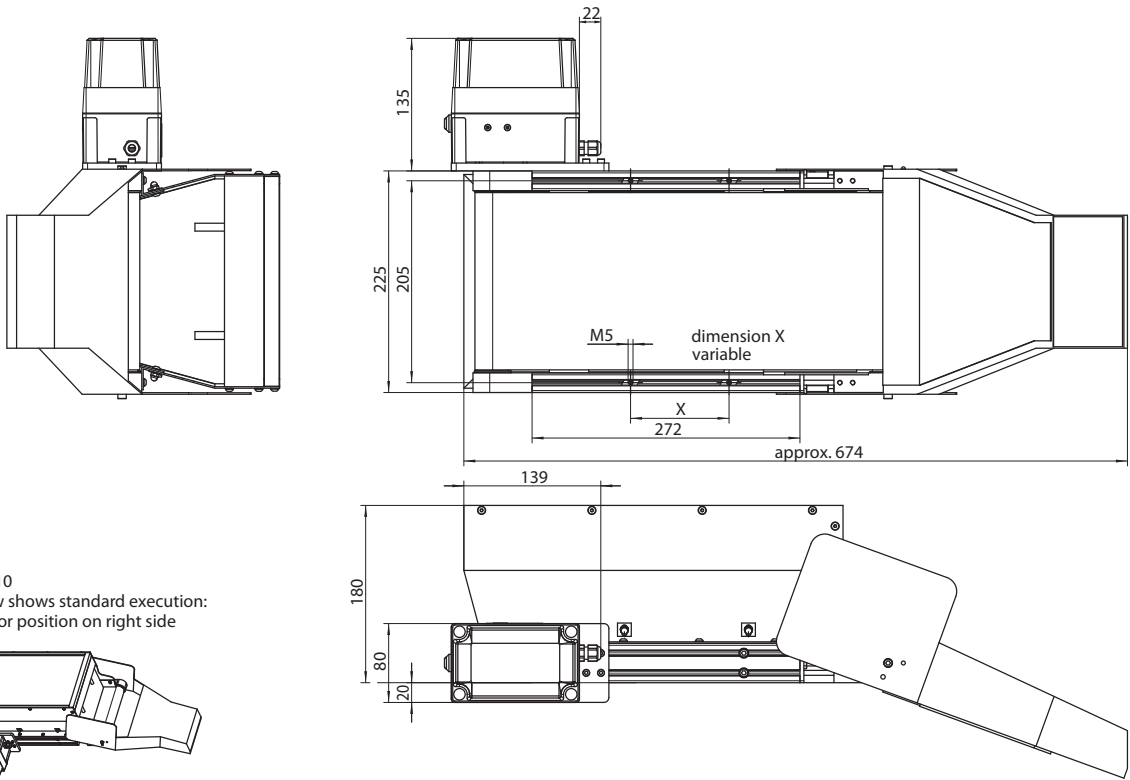
Belt-Driven Hopper	Type	B10	B20
Standard	Part no.	415050A	418247A
In connection with feeder x811	Part no.	415050B	-
In connection with feeder 110xx	Part no.	415050D	-
Filling capacity	liter / gal	10 / 2.6	20 / 5.2
Voltage (DC)	V	24	24
Power consumption	A	0.2	0.2
Power output	W / HP	5 / 0.007	5 / 0.007
Belt speed	m/min – ft./min	0.1 - 0.33	0.1 - 0.33
Weight	kg / lbs	11 / 24	18.5 / 40.7
Included in delivery:			
Transport belt color		green	green
Surface		dimpled (optional smooth)	dimpled
Allowable operating temperature	°C / °F	-10 to +70 / -50 to +148.4	-10 to +70 / -50 to +148.4
Antistatic		yes	yes
Oil- and grease resistant		yes	yes

Of course, it is possible to supply transportation belts with particular attributes (i.e. for the food industry). Please contact us with your requirements!

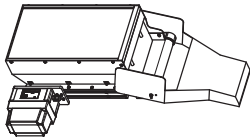
Optional Equipment suitable for	Type	B10	B20
Housing stand (height adjustable)	Part no.	371990A	371990X
Foot bracket for stand	Part no.	994449	999309
Adjustment for outflow-chute (for incline adjustment)	Part no.	371435E	371435F
Cover (for feeder in connection with B10)	Part no.	374474A	-
Collection pan for screws	Part no.	202505B	202505C
Sensor (position chute)	Part no.	396540B	-
Power supply (in connection with feeder 110xx) 230 V / 115 V	Part no.	375394H / 375394G	-
Connector cable (in connection with feeder 110xx)	Part no.	385522A	-

DIMENSIONS

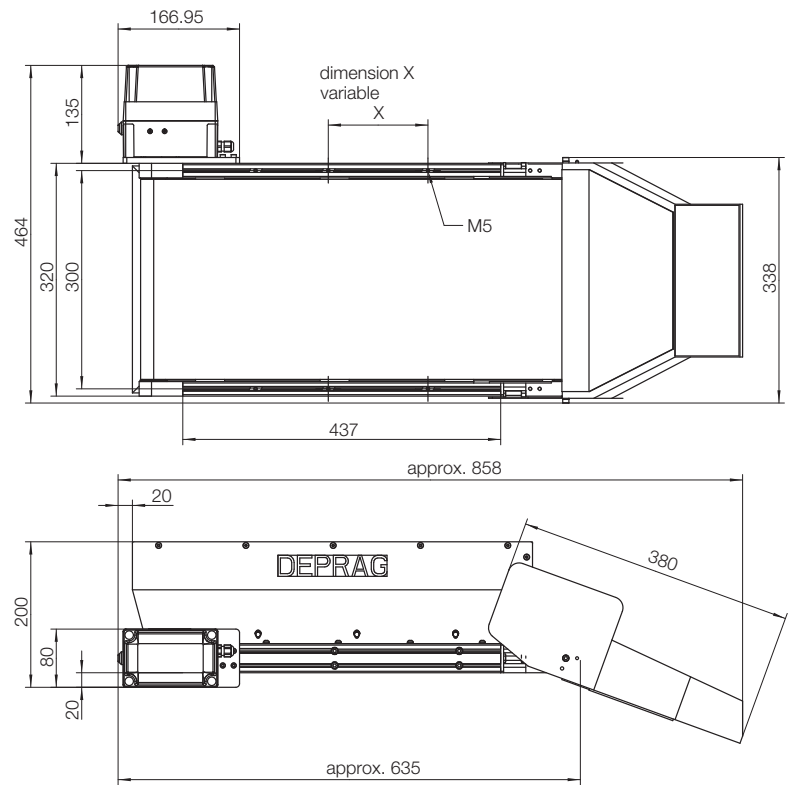
Type B10:



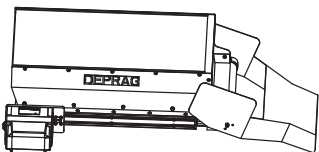
M1:10
View shows standard execution:
motor position on right side



Type B20:



1:10
View shows standard execution:
motor position on right side



Dimensions in mm

DEPRAG

DEPRAG SCHULZ GMBH u. CO.

P.O. Box 1352, D-92203 Amberg, Germany
Carl-Schulz-Platz 1, D-92224 Amberg
Phone (+49) 9621 371-0, Fax (+49) 9621 371-120
www.deprag.com
info@deprag.de

CERTIFIED AS PER DIN EN ISO 9001
