



Compressed Air Conditioning

- **One Stop Shop**
- **process reliable**
- **efficient**
- **economical**
- **high degree of reusability**

DEPRAG offers a comprehensive programme of equipment as well as complementary accessories. From the complete layout of your manual work station for manual production tasks to compressed air preparation – every option from one source - DEPRAG.





Pressure Hose (Plastic)



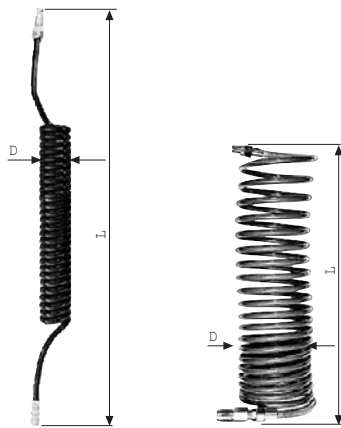
Pressure Hose (Rubber)

Pressure hoses, oil resistant

Plastic				Rubber			
I.D. mm / in.	O.D. mm / in.	Part no.	Comment	I.D. mm / in.	O.D. mm / in.	Part no.	Comment
2.9 / ⁷ / ₆₄	4.3 / ¹¹ / ₆₄	806116	PE-tube black PVC with fabric supplem. black	7 / ¹ / ₄	16 / ⁵ / ₈	806090	with fabric supplement, black
3 / ¹ / ₈	5 / ¹³ / ₆₄	806107					
4 / ⁵ / ₃₂	6 / ¹ / ₄	811326					
4 / ⁵ / ₃₂	6.2 / ¹ / ₄	822126					
6 / ¹ / ₄	8.2 / ²¹ / ₆₄	8061141					
6 / ¹ / ₄	12 / ¹ / ₂	806095	PVC with fabric supplement, transparent	15 / ⁵ / ₈	25 / 1	806093	
10 / ³ / ₈	16 / ⁵ / ₈	806096					
12 / ¹ / ₂	21 / ¹³ / ₁₆	806097					
16 / ⁵ / ₈	24 / ¹⁵ / ₁₆	806098					
19 / ³ / ₄	29 / ¹⁵ / ₃₂	806099					

Pressure spiralhoses, Polyamid oil-resistant

Hose I.D. mm / in.	D mm / in.	L-work length m / ft.	L-fully extend. max. m / ft.	Connection	Part no.
4 / ⁵ / ₃₂	32 / ¹ / ₄	0.8 - 2 / 2.6 - 6.6	3.3 / 10.8	without connections	820261
6 / ¹ / ₄	65 / ²⁹ / ₁₆	1 - 2.5 / 3.3 - 8.2	5 / 16.4	Thread ¹ / ₄ " male	double-sided 820274
10 / ³ / ₈	130 / ⁵ / ₈	0.3 - 4 / 1 - 13.1	7.5 / 24.6	Thread ³ / ₈ " male	rotatable con- 805750A
13 / ¹ / ₂	190 / ⁷ / ₂	0.15 - 2.5 / 0.5 - 8.2	3.5 / 11.5	Thread ¹ / ₂ " male	nection and anti- 805749A
13 / ¹ / ₂	190 / ⁷ / ₂	0.3 - 5 / 1 - 16.4	7.5 / 24.6	Thread ¹ / ₂ " male	kink protection 805751A
for NANOMAT and MICROMAT Screwdriver					
4 / ⁵ / ₃₂	32 / ¹ / ₄	0.8 - 2 / 2.6 - 6.6	3 / 9.8	Plug 801565 / Coupler 804258 with kink guard	346697M
for MICROMAT Screwdriver					
4 / ⁵ / ₃₂	32 / ¹ / ₄	0.8 - 2 / 2.6 - 6.6	3 / 9.8	Plug 801555 / Coupler 820301 Plug 801565 / Coupler 820301	346697D 346697G
for MINIMAT Screwdriver (motor size 1)					
4 / ⁵ / ₃₂	32 / ¹ / ₄	0.8 - 2 / 2.6 - 6.6	3 / 9.8	Plug 801565 / Coupler 825112 with kink guard	346697L
for MINIMAT Screwdriver (motor size 1 and 2)					
6 / ¹ / ₄	65 / ²⁹ / ₁₆	1 - 2.5 / 3.3 - 8.2	5 / 16.4	Plug 323214/Coupler 804282	346697E
for MINIMAT Screwdriver (motor size 2.5 and 3)					
6 / ¹ / ₄	65 / ²⁹ / ₁₆	1 - 2.5 / 3.3 - 8.2	5 / 16.4	Plug 323214/Coupler 804283	346697F
Spiralhose antistatic for MINIMAT-ESD Screwdriver (motor size 1, 2, 2.5 and 3)					
7.5 / ¹⁹ / ₆₄	65 / ²⁹ / ₁₆	0.8 - 2.5 / 2.6 - 8.2	3 / 9.8	Thread ¹ / ₄ " male	346697P



Pressure spiralhose

806113
to
398703A
and
204195A

330628A

Exhaust Hoses

Exhaust Hoses

Motor Size	Length m / ft.	Remark	Part no.
for NANOMAT Screwdrivers, straight			
00	1 / 3.3	-	204195A
for MICROMAT / MINIMAT Screwdrivers, straight			
0	1 / 3.28	-	806113
1	1 / 3.28	-	402957A
2	1 / 3.28	-	389653A*)
2.5	0.6 / 2	-	362734
3	0.6 / 2	-	398703A
for MINIMAT Slip clutch Screwdrivers, pistol grip			
2 / 2.5 / 3	0.75 / 2.5	with air hose, length 2 m/6.6 ft.	330628A
for MINIMAT Screwdrivers, angle-head design			
2	1 / 3.3	-	389653A*)
for Slip clutch Screwdrivers, straight/angle-head design			
2	1 / 3.3	-	389653A

*) not applicable for F-Screwdrivers

Externally calibrated synthetic hoses

I.D. mm / in.	O.D. mm / in.	Part no.	Comment
2 / 0.08	3 / 0.12	806895	3a x 0.5 PUN black
2.5 / 0.1	4 / 0.16	821430	4a x 0.75 PUN natural
2.5 / 0.1	4 / 0.16	815695	4a x 0.75 PUN black
4 / 0.16	6 / 0.23	822283	6a x 1 PUN natural
4 / 0.16	6 / 0.23	828494	6a x 1 PUN silver
4 / 0.16	6 / 0.23	834005	6a x 1 PUN black
5.5 / 0.21	8 / 0.31	810299	8a x 1.25 PUN silver
5.5 / 0.21	8 / 0.31	822284	8a x 1.25 PUN natural
7 / 0.27	10 / 0.39	822464	10a x 1.5 PUN black
7 / 0.27	10 / 0.39	8224641	10a x 1.5 PUN silver
8 / 0.31	12 / 0.47	825640	12a x 2 PUN silver


Synthetic hose, ESD conductive

I.D. mm / in.	O.D. mm / in.	Part no.	Comment
4 / 0.16	6 / 0.23	825217	6a x 1 ESD
5 / 0.2	8 / 0.31	825360	8a x 1.5 ESD
6.5 / 0.25	10 / 0.39	825361	10a x 1.75 ESD
8 / 0.31	12 / 0.47	833079	12a x 2 ESD

Connections for externally calibrated hoses

Straight design with external thread and external hex				Straight design with external thread and internal hex				Straight design with internal thread and external hex			
for hose O.D. mm / in.	Connection	Part no.	Comment	for hose O.D. mm / in.	Connection	Part no.	Comment	for hose O.D. mm / in.	Connection	Part no.	Comment
3 / 0.12	M3	804709		3 / 0.12	M3	823207		3 / 0.12	M3	804749	
4 / 0.16	M3	827785		4 / 0.16	M3	831098		4 / 0.16	M5	821431	
3 / 0.12	M5	804754		3 / 0.12	M5	804759		4 / 0.16	1/8"	824391	
6 / 0.23	M5	832357		4 / 0.16	M5	804764		6 / 0.23	1/8"	824838	
5 / 0.2	1/8"	824776		6 / 0.23	M5	825218	ESD capable	8 / 0.31	1/8"	830896	
8 / 0.31	1/4"	832342		6 / 0.23	M5	823208		4 / 0.16	1/4"	832746	
8 / 0.31	1/4"	834308	ESD capable	4 / 0.16	1/8"	828448		6 / 0.23	1/4"	826136	
10 / 0.39	1/4"	832354		6 / 0.23	1/8"	828419		8 / 0.31	1/4"	823205	
10 / 0.39	1/4"	825359	ESD capable	8 / 0.31	1/8"	828449		10 / 0.39	1/4"	823206	ESD capable
10 / 0.39	1/4"	823048		6 / 0.23	1/4"	828431		12 / 0.47	1/2"	830993	ESD capable
12 / 0.47	1/4"	814320		8 / 0.31	1/4"	828450		16 / 0.62	1/2"	831002	ESD capable
12 / 0.47	1/4"	833080	ESD capable	10 / 0.39	1/4"	828447					
16 / 0.62	1/2"	834171		12 / 0.47	1/2"	800183					
16 / 0.62	1/2"	962989									
90° angle design with external thread and external hex				90° angle design with internal thread and external hex							
for hose O.D. mm / in.	Connection	Part no.	Comment	for hose O.D. mm / in.	Connection	Part no.	Comment				
3 / 0.12	M3	813414		6 / 0.23	1/8"	826135					
4 / 0.16	M3	824124		8 / 0.31	1/8"	822985					
3 / 0.12	M5	823028		6 / 0.23	1/4"	823168					
4 / 0.16	M5	821672		8 / 0.31	1/4"	823249					
6 / 0.23	M5	821724		8 / 0.31	1/4"	821148					
4 / 0.16	1/8"	813827		10 / 0.39	1/4"	822949					
6 / 0.23	1/8"	828414		10 / 0.39	1/4"	823254					
6 / 0.23	1/8"	829539									
8 / 0.31	1/8"	8225191									
8 / 0.31	1/8"	828413									
8 / 0.31	1/4"	828557									
10 / 0.39	1/4"	828580									
10 / 0.39	1/2"	815534									
12 / 0.47	1/2"	829636									
16 / 0.62	1/2"	829410									

Seal Ring

hard PVC	for thread	Part no.
	1/8"	811351
	1/4"	811286
	3/8"	811332
	1/2"	811401
	3/4"	811409

HOSE NOZZLES, PLUGS, COUPLERS

Hose Nozzle

male thread

for Hose I.D. mm / in.	Thread	Part no.
6-7 / 1/4	1/8"	804307
6-7 / 1/4	1/4"	801280
6-7 / 1/4	3/8"	410538
10 / 3/8	1/4"	410541
10 / 3/8	3/8"	410539
10 / 3/8	1/2"	410516
12-13 / 1/2	3/8"	410540
12-13 / 1/2	1/2"	4105431
12-13 / 1/2	3/4"	410517
15-16 / 5/8	3/8"	410544
15-16 / 5/8	1/2"	410509
15-16 / 5/8	3/4"	410518
19 / 3/4	1/2"	410545
19 / 3/4	3/4"	410507

Hose Nozzle

w/connector nut - female thread

for Hose I.D. mm / in.	Thread	Nozzle Part no.	Nut Part no.
6-7 / 1/4	1/8"	410550	-
6-7 / 1/4	1/4"	410532	410533
10 / 3/8	1/4"	801271	incl.
10 / 3/8	3/8"	804300	804310
12-13 / 1/2	3/4"	804301	410546
15-16 / 5/8	3/4"	410547	410546
19 / 3/4	3/4"	410501	410600
12-13 / 1/2	round 32 mm x 1/8"	804302	804312
15-16 / 5/8	round 32 mm x 1/8"	804303	804312
19 / 3/4	round 32 mm x 1/8"	804304	804312



Hose Nozzle - male thread



Hose Nozzle - w/connector nut

Plugs with female thread

	Thread	Part no.
	M5 1/8"	804275 804308
	1/8" 1/4"	328733 323213
	1/8" 1/4" 3/8"	829235 323214 804262

Plugs with male thread

	Thread	Part no.
	M5	804274
	1/8" 1/4"	804273 804270
	1/8" 1/4" 3/8" 1/2"	804265 804271 804289 804317

Coupler with hose barb

	for hose I.D. mm/in.	Part no.
	3 / 1/8 4 / 5/32	804254 820301
	4 / 5/32 6-7 / 1/4 6-7 (90°) 1/4	820367 804250 804240
	6-7 / 1/4 10 / 3/8 12-13 / 1/2	804251 804252 804253

Couplers with female thread

	Thread	Part no.
	M5 1/8"	804258 804279
	1/8" 1/4"	804288 804282
	1/4" 3/8" 1/2"	804283 804284 804285

Couplers with male thread

	Thread	Part no.
	M5	801556
	1/8" 1/4" for kink guard	801559 804286 825112
	1/4" 3/8" 1/2"	804287 804280 804281

Plugs with hose barb

	Thread	Part no.
	3 / 1/8	801554
	4 / 5/32	801555
	6-7 / 1/4 4 / 5/32	804293 801565
	6-7 / 1/4 10 / 3/8 12-13 / 1/2	804290 804291 804292

Claw Couplers

male thread

Claw Coupler		O-ring (Spare part) Part no.	
Thread	Part no.		
3/8"	804350	804765	
1/2"	804351		
3/4"	804352		
1"	804353		


Claw Couplers

female thread

Claw Coupler		O-ring (Spare part) Part no.	
Thread	Part no.		
3/8"	804340	804765	
1/2"	804341		
3/4"	804342		
1"	804343		

Safety Couplers


with hose end

Safety Coupler for Hose I.D.		O-ring (Spare part) Part no.	
mm / in.	Part no.		
10 / 3/8	804330	829468	
12-13 / 1/2	804331		
15-16 / 5/8	804332		
19 / 3/4	804333		
25 / 1	804334		


Claws can be easily coupled, when nut is untightened. By tightening of nut, complete sealing is achieved.

Claw Couplers


with hose end

Claw Coupler for Hose I.D.		O-ring (Spare part) Part no.	
mm / in.	Part no.		
6-7 / 1/4	804320	804756	
10 / 3/8	804321		
12-13 / 1/2	804322		
15-16 / 5/8	804323		
19 / 3/4	804324		
25 / 1	804328		

Hose Connector


for Hose I.D.	Part no.	
mm / in.		
10 / 3/8	804775	
12-13 / 1/2	804776	
15-16 / 5/8	804777	
19 / 3/4	804778	

Connector Plug

Male Size Tool	Male Thread Connector	Part no.	
1/2"	round 32 mm x 1/8"	410016	
3/4"	round 32 mm x 1/8"	410015	


Hose Clamps

steel, zinc plated

for Hose I.D.	O.D. of Hose	Bracket range dia.	Part no.	
mm / in.	mm / in.	mm / in.		
5.5-7 / 1/32-1/4	11-16 / 1/16-5/8	8-16 / 5/16-3/8	804785	
10-13 / 3/8-1/2	19-23 / 3/4-29/32	16-25 / 5/16-1	804786	
15-19 / 5/8-3/4	25-29 / 1-1 5/32	20-32 / 13/16-1 1/4	804788	
25 / 1	39 / 1 17/32	32-50 / 1 1/4-2	804789	

Hose Clamps

cast iron, zinc plated

for Hose I.D.	O.D. of Hose	Part no.	
mm / in.	mm / in.		
13 - 16 / 1/2-5/8	22-29 / 7/8-1 5/32	804781	
19 / 3/4	28-34 / 1 3/32-1 11/32	804782	
25 / 1	32-40 / 1 1/4-1 9/16	804790	

Air maintenance unit and Filter regulator

Thread Size	Air Flow m ³ /min/cfm at 6 bar / 85 PSI	Complete Oiler/Filter		Portable Oiler/Filter without pressure regulator Part no.	Filter with pressure regulator Part no.
		without pressure regulator Part no.	with pressure regulator Part no.		
1/4" f	0.05 - 0.5 / 1.8 - 18	820457 A	820454 A	357534 A	822408 A
1/2" f	0.15 - 1.5 / 5.3 - 53	820458 A	820455 A	357493 A	822409 A
3/4" f	0.8 - 6 / 28 - 212	821607 A	821608 A	357533 A	826982 A
1" f	0.8 - 6 / 28 - 212	821609 A	821179 A	357532 A	-
1 1/2" f	5 - 16 / 176 - 565	805044 A	-	-	-
with connection coupling for injector (screw suction)					
1/4" f	0.05 - 0.5 / 1.8 - 18	353710 A	353710 B	-	-



Application: The oiler is especially suitable for the lubrication of pneumatic tools with unstable air consumption. In contrast to standard oilers, above oiler will keep the mixture ratio of oil to air constant, because of the integrated compensation equipment. The mixture ratio is adjustable with the fill screw. Refilling can be done without interruption to the air flow. The filter removes solid components, oil and water, which are present in the compressed air. It also prevents pollution of the air tool and guards against functional breakdown. The filter-insert is washable. If air pressure is above 7 bar/99 PSI, it is recommended to mount a regulator between oiler and filter.

Filter and Oiler

Thread Size	Air Flow m ³ /min/cfm at 6 bar / 85 PSI	Filter	Oiler
		Part no.	Part no.
1/4" f	0.05 - 0.5 / 1.8 - 18	820462A ¹⁾	820465A ¹⁾
1/2" f	0.15 - 1.5 / 5.3 - 53	820463A ²⁾	820466A ²⁾
3/4" f	0.8 - 6 / 28 - 212	821559A ³⁾	821561A ³⁾
1" f	0.8 - 6 / 28 - 212	821174A ³⁾	821175A ³⁾
1 1/2" f	5 - 16 / 176 - 565	805012A	805013A

¹⁾ set of connection fittings for above 820498A

²⁾ set of connection fittings for above 820499A

³⁾ set of connection fittings for above 821177A

Pressure Regulators

Thread Size	Max. Air Flow m ³ /min/cfm at 6 bar/85 PSI	maximum Inlet Pressure	maximum Outlet Pressure	Part no.
		bar / PSI	bar / PSI	
1/4" f	1.5 / 53	16 / 227	0.5-10/7-142	820488A
1/2" f	5 / 176	16 / 227	0.5-10/7-142	820489A
3/4" f	6.3 / 222	25 / 355	0.5-10/7-142	821998A
1" f	6.3 / 222	25 / 355	0.5-10/7-142	821999A



Special oil „DEPRAGOL“

for air tools


Content liter / gal.	Viscosity	Part no.
0.25 / 0.07	22	790081E
5 / 1.3	MM/	790081F
10 / 2.6	at 40°C	790081G



Characteristics: Free of resin and acid, humidity binding, with active substance combination for long term rust protection.

Point-Of-Use Oiler

Thread	Number of Connections	Part no.	Comment
1/8"	1	378077A	Very accurate point-of-use system (3-30 mm ³ per impulse) mainly for screwdrivers.
1/8"	2	378077B	
1/8"	3	378077C	
1/8"	4	378077D	
1/8"	5	378077E	
1/8"	6	378077F	
1/8"	1	378077H	The dosed quantity is not adjustable.
1/8"	2	378077I	Dosed quantity per impulse: 5 mm ³



With our point-of-use oiler an optimum lifespan with minimum oil consumption can be achieved. At the same time the exhaust air will be oil-free.

Lubrication Grease

Content	Part no.
100 g / 0.22 lbs	807293
1 kg / 2.2 lbs	807294

Special lubrication grease for gearing in DEPRAG screwdrivers

Shut-Off-Valves

female thread	Single Valve Part no.	Double Valve Part no.
3/4"	804745	804747
1"	806873	806874



Brass Seal (spare part for shut-off-valves and three-way-pieces)

Description	Part no.
Metal Sleeve	804767
Hose Ring	804768
Lock Screw	804769

Ball Valves


female thread	Part no.
1/4"	803826
1/2"	803827
3/4"	803828
1"	803829
1 1/2"	803830
2"	803831



Blow Gun, Aluminium, with Hose Nozzle

	Noise level at 6 bar / 85 PSI		for Hose i.D.	Pistolgrip Aluminium	Straight Aluminium
	Pistolgrip	Straight			
	dB (A)	dB (A)	mm / in.	Part no.	Part no.
Nozzle standard	86	90	6-7 / 1/4	804735	804725
			10 / 3/8	804736	804726
			12-13 / 1/2	804737	804727
Nozzle silenced	65	72	6-7 / 1/4	803286	803280
			10 / 3/8	803287	803281
			12-13 / 1/2	803288	803282
Nozzle silenced with safety umbrella	80	80	6-7 / 1/4	803289	803283
			10 / 3/8	803290	803284
			12-13 / 1/2	803291	803285


Blow Gun
Pistolgrip



Blow Gun
Straight

Pressure-Distributor

Input A	Distributor Output B	Part no.	Double Nipple Part no.	Lock Screw Part no.	Seal Ring Part no.
1/2"	3 x 1/2"	811440	811396 (1/2"-1/2")	811282 (1/2")	811401 (1/2")
1/2"	9 x 1/4"	330715	811396 (1/2"-1/2")	811281 (1/4")	811286 (1/4")



Exhaust Filter


Air Flow m³/min/cfm *)	Thread Size	Screwdrivers Motor Size	Number of Screwdrivers	Part no.
without Distributor				
1 / 35	1/2" f	-	-	811091
2 / 70	1" f	-	-	811048
with Distributor				
1 / 35	1/2" f	00/0	1 / 2 / 3	354433A/B/C
2 / 70	1/2" f	0	4 / 5 / 6 / 7 / 8 / 9 / 10	354434D/E/F/G/H/I/K
1 / 35	1/2" f	1	1 / 2	354433A/B
2 / 70	1/2" f	1	3 / 4 / 5 / 6 / 7 / 8 / 9	354434C/D/E/F/G/H/I
1 / 35	1/2" f	2	1 / 2	354433A/B
2 / 70	1/2" f	2	3 / 4 / 5 / 6 / 7	354434C/D/E/F/G
1 / 35	1/2" f	2.5 and 3	1	354433A
2 / 70	1/2" f	2.5 and 3	2 / 3 / 4	354434B/C/D
2 / 70	1/2" f	4	1 / 2 / 3	354434A/B/C



*) expanded air


Flow sensor, with electr. magnet switch, 24 VDC

Motor Size of tool	Air Flow m³/min / cfm	Air Connection	max. Switching Power mA	Connecting Cable Length mm / in.	Electr. Connection	Part no.
incl. Connector parts (nipple and coupling)						
00/0	0.15 / 5.3	i Ø 2.7	200	300 / 11.7	M8 x 1 - to be screwed on	361645C 361645B 361645A
1/2	0.35 / 12.3	i Ø 5.0	200	300 / 11.7	or plugged on PNP/closing	391397A
2.5/3/2-2	0.65 / 23	i Ø 7.2	200	300 / 11.7		
without Connector parts						
-	0.8 / 28.2	1/4" f	200	300 / 11.7		



Injector, Vacuum-Pump for screw suction

Suction volume l/min - cfm	Vacuum bar / PSI	Noise level dB (A)	Air consumption l/min - cfm	Motor kW / V / Hz	Part no.
Injector					
23 - 0.8	0.8 / 11	52	50 - 1.8	-	326813A
Double injector					
46 - 1.6	0.8 / 11	52	100 - 3.6	-	354987A
Vacuum pump VP 100, oil free					
100 - 3.5	0.85 / 12	62	-	0.25/230/50	360832A



Injector must be used with vacuum interruption

Vacuum Hose, plastic

I.D. mm / in.	O.D. mm / in.	Part no.
3 / 1/8	5 / 3/16	806107

DEPRAG

DEPRAG SCHULZ GMBH u. CO.

P.O. Box 1352, D-92203 Amberg, Germany
Carl-Schulz-Platz 1, D-92224 Amberg
Phone (+49) 9621 371-0, Fax (+49) 9621 371-120
www.deprag.com
info@deprag.de

CERTIFIED AS PER DIN EN ISO 9001
