DEPRAG INDUSTRIAL

Air Polishers

- effective
- high power output - low weight
- ergonomic
- long lifespan

Our polishers are designed to perform best on heavy duty, industrial applications. The robust construction of our tools assures an extended longevity - even when used in 24/7 operations.
Whether a tool is needed for a fine-precision polishing or for the heavy-duty de-rusting of metal, for the removal of paint layers, or even the coarse grinding of cast-iron or wood using fiber disks, the economic, effective, and ergonomic operation of our polishers guarantee a long lifespan.

PA 025-036SX

PLU 50B-45ZK

PLU 180D-80X

PA 070-060BYI

PS 045-034BXT

PLUE 125/150

Pneumatic Polishers for Industrial Applications - Even When Used in 24/7 Operations

Effective
The operating speed of our polishers is coordinated to optimize its operation. Because of the regulated no-load speed, we achieve a particularly low air consumption, which in turn reduces wear and tear. Our DEPRAG INDUSTRIAL polishers work efficiently.

High Power - Low Weight
Our polishers feature an unsurpassed compact design while simultaneously achieving an outstanding performance.

Ergonomic
The balanced, low-vibration polishers are easy to operate and they emit an exceptionally low noise level. The ergonomic grip allows a fatigue-free operation even when used over a long time period.

Long Lifespan
Our polishers are designed to perform best on heavy duty, industrial applications. The robust construction of our tools assures and extended longevity - even when used in 24/7 operations.

Power at Turbine Polisher
Our turbine polisher offers a high power-to-weight ratio, which translates into maximum material removal using only a minimum of effort.

SPECIFICATIONS - POLISHERS - WITH PISTOL-GRIP

Polishers with Pistol-Grip and Speed Regulator

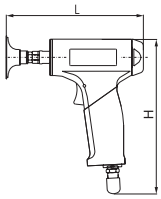

PLU 50A-55ZK
PLU 50B-45ZK
PLU 50C-40ZK
PLU 75A-70ZK

Polisher	**Model**		**PLU 50A-55ZK**		**PLU 50B-45ZK**		**PLU 50C-40ZK**		**PLU 75A-70ZK**	
Push Button	**Part-No.**		6060670A		6060671A *)		830499A		830499A	
Speed (no load)	min^{-1}	(rpm)	21 000		17 800		15 000		17 800	
Max. power output	kW	(hp)	0,45	(.60)	0,45	(.60)	0,45	(.60)	0,45	(.60)
Air consumption (no load)	m^3/min	(cfm)	0,45	(15.9)	0,45	(15.9)	0,45	(15.9)	0,45	(15.9)
Air consumption (load)	m^3/min	(cfm)	0,65	(20.9)	0,65	(20.9)	0,65	(20.9)	0,65	(20.9)
I.D. of air inlet hose	mm	(in)	10	(3/8“)	10	(3/8“)	10	(3/8“)	10	(3/8“)
Max. Ø of support disc	mm	(in)	50	(2“)	50	(2“)	50	(2“)	75	(3“)
Max. Ø of grinding tip	mm	(in)	35	(1-3/8“)	35	(1-3/8“)	35	(1-3/8“)	-	
Max. Ø of grinding insert	mm	(in)	9,5	(5/16“)	-		-		-	
Max. allowable speed of support disc	m/s	(ft/s)	55	(180.4)	45	(147.6)	40	(131.2)	70	(229.6)
Max. allowable speed of grinding insert	m/s	(ft/s)	45	(147.6)	-		-		-	
Spindle thread	mm	(in)	M12x1		M12x1		M12x1		M12x1	
Weight	kg	(lbs)	0,8	(1.65)	0,8	(1.65)	0,8	(1.65)	0,8	(1.65)
Dimensions LxH	mm	(in)	160x178	(6x7)	208x178	(8x7)	158x178	(6x7)	160x178	(6x7)
Air connection			G 1/4“		G 1/4“		G 1/4“		G 1/4“	

Specifications at 90 psi (6,3 bar)
*) with spindle extension W 1/4“ for polishing in heavily open place

Standard Equipment:	**Part Number**			
Collet Ø 6 mm	827910	-	-	827910
Collet Ø 8 mm	-	830704	-	-
Collet Ø 1/4“	-	-	830653	-
Wrench 12 mm	800403	800403	800403	800403
Wrench 14 mm	800410	800410	-	800410
Wrench 6/9 mm	-	-	830649	-
Spindle extension	-	6013096	-	-
Connector R 1/4“ 25 KA	830689	830689	830689	830689

Optional Accessories:	**Part Number**			
Collet 42 mm	830701	830701	830701	830701
Collet Ø 3 mm	-	-	830650	-
Collet Ø 4mm	-	-	830702	-
Collet Ø 5 mm	-	-	830703	-
Collet Ø 6 mm	-	827910	830648	-
Collet Ø 8 mm	830704	-	-	830704
Collet Ø 9 mm	6014291	6014291	-	6014291
Collet Ø 1/8"	-	-	830651	-
Collet Ø 3/16"	6014287	6014287	830652	6014287
Collet Ø 1/4"	830705	830705	-	830705
Collet Ø 5/16"	830706	830706	-	830706
Spindle	-	-	830709	-

SPECIFICATIONS - ANGLE POLISHERS

Polishers - with Angle Head 90° and with Gear
For Optimal Work-Speeds and the Best Polishing

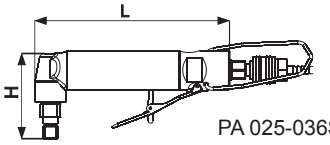

PA 025-036SX

Polisher **Lever Valve**	**Model** **Part-No.**		**PA 025-035SX** 3149172B		**PA 025-021SX** 3149172C		**PA 025-011SX** 3149172D		**PA 030-032BX** 300146A	
Rubber backing pad-Ø	mm	(in)	120	(4,72)	120	(4,72)	120	(4,72)	120	(4,72)
Speed (no load)	min^{-1}	(rpm)	3 600		2 100		1 100		3 200	
Max. power output	kW	(hp)	0,25	(.34)	0,25	(.34)	0,25	(.34)	0,30	(.40)
Air consumption	m^3/min	(cfm)	0,35	(12.4)	0,35	12.4)	0,35	12.4)	0,41	(14.48)
Weight	kg	(lbs)	0,9	(1.98)	0,9	(1.98)	1,0	(2.2)	0,8	(1.76)
Spindle thread			M14		M14		M14		M14	
I.D. of air inlet hose	mm	(in)	6	(15/64“)	6	(15/64“)	6	(15/64“)	6	(15/64“)
Dimensions LxH	mm	(in)	189x67	(7.4x2.6)	189x67	(7.4x2.6)	205x67	(8.1x2.6)	258x51	(10.2x2.0)
Air connection			G 1/4“a		G 1/4“a		G 1/4“a		G 1/4“a	

Specifications at 90 psi (6,3 bar)

Standard Equipment:	**Part Number**			
Quick connect coupler	804251	804251	804251	804251
Plug	323214	323214	323214	323214
Wrench 14 mm	800410	800410	800410	-
Wrench 15 mm	-	-	-	800409

Optional Accessories:	**Part Number**
Rubber backing pad (with flange nut 805187), Ø 120 mm 	6075042
Wrench	805080
Pressure hose (2m), exhaust hose(0,75 m)	313179A

SPECIFICATIONS - ANGLE POLISHERS

Angle Polishers - with Speed Regulator

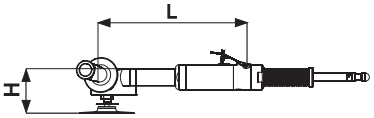

PLP 180A (B) -40X

Polisher Design:
- with extension spindle (design A)
- without extension spindle (design B)

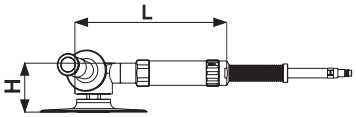

PA 070-060BYI

- Double Insulated Housing

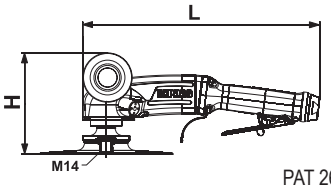

PAT 260-085BX

- Turbine Polisher - turbine motor does not require airline lubrication

											Turbine Polisher *)	
Polisher Safety Lever	**Model Part-No.**		**PLP 180A-40X** 6060663A		**PLP 180B-40X** 826716 A		-				**PAT 260-085BX** 310687G	
Polisher Twist Valver	**Model Part-No.**		-		-		**PA 070-060BYI** 6061047A				-	
Speed (no load)	min^{-1}	(rpm)	4 000		4 000		6 000				8 500	
Max. power output	kW	(hp)	0,70	(.94)	0,70	(.94)	0,70	(.94)			2,2	(2.95)
Air consumption (no load)	m^3/min	(cfm)	0,45	(15.9)	0,45	(15.9)	0,60	(15.9)			0,63	(22,23)
Air consumption (load)	m^3/min	(cfm)	0,85	(30.0)	0,85	(30.0)	0,75	(26.48)			2,25	(79.4)
I.D. of air inlet hose	mm	(in)	10	(3/8“)	10	(3/8“)	10	(3/8“)			13	(1/2“)
Max. Ø of vulcan fiber disc	mm	(in)	180	(7“)	180	(7“)	180	(7“)			180	(7“)
Max. Ø of support disc	mm	(in)	-		-		-				180	(7“)
Max. allowable speed	m/s	(ft/s)	40		40		80				80	
Weight	kg	(lbs)	2,4	(5.28)	2,2	(4.8)	2,0	(4.4)			2,2	(4.85)
Length of supply/exhaust hose	m		2/1		2/1		2/1				-	
Dimensions LxH	mm	(in)	330x78	(13.0x3.1)	238x78	(9.4x3.1)	330x78	(13.0x3.1)			313x134	31.3x13.4
Spindle thread			-		-		-				M14	
Air connection			Nipple		Nipple		Nipple				G 1/2“	

Specifications at 90 psi (6,3 bar)

***) Turbine Polisher - Advantages:**

- Oil-free and maintenance-free operation; exchange of vane is not needed. Turbine motor does not require airline lubrication.
- High material removal rate reduces operational duration at increased productivity
- Optimal power to weight ration, low air consumption
- Perfect handling by means of an anti-vibration side handle and ergonomic shape, change-over to left-hander operation possible.
- High operating safety - machine automatically shuts-off at overload, safety lever, integrated contact-protection that avoids an inadvertent contact of the grinding disk by the operator and eliminates any subsequent injury

Standard Equipment:	**Part Number**			
Wrench	828832	828832	828832	828832
Allen key 5 mm	-	-	-	800448
Allen key 5 mm	-	-	-	6072227
Rubber backing pad Ø 180 mm	830699	830699	830699	310324

Optional Accessories:	**Part Number**			
Oil set for oil change in head	-	-	-	790083A
Assembly device M62x1,5 (flange dismantling device)	-	-	-	6095009
Filter LW12, porosity of 20 µm	-	-	-	6021281A
Hose set (LW 13 mm, 4-meter hose)	-	-	-	315130A
Swivel connector, G1/2“-12 mm, turnable	-	-	-	6078628
Nozzle, G1/2“, turnable (around the axis)	-	-	-	6021377
Hose nozzle G1/2“/LW 16	-	-	-	6013767
O ring	-	-	-	802517
Safety Guard – Suction Kit (Support Disk)	-	-	-	6022681A

Swivel connector G1/2“
Part No. 6078628

The swivel is an ingenious multi-directional connector. The swivel connector bends and rotates 360° in all directions while the hose stays straight.
Your Advantages: Improved ergonomics, less strength is needed to move around tool and hose. Reduced hose wear. High flow capacity and low pressure drop. Strong and durable for long life-time.

Hose nozzle, turnable, G1/2“
Part No. 6021377

Sestava krytu odsávání
Obj. č. 6022681A

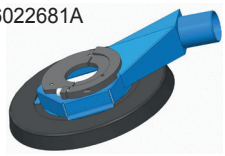

SPECIFICATIONS - ANGLE POLISHERS

Angle Polishers - with Speed Regulator

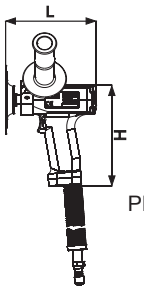

PLU 115A-80Z

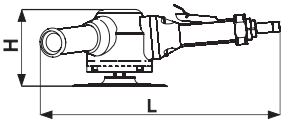

PLU 180D-80X

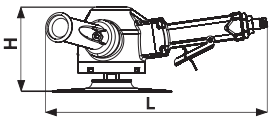

PLU 180E-80X

Polisher **Trigger Start**	**Model** **Part-No.**		**PLU 115A-80Z** 826313A		-		-	
Polisher **Safety Lever (Lever - up/down)**	**Model** **Part-No.**		-		**PLU 180D-80X** 826314A		**PLU 180E-80X** 830499C	
Speed (no load)	min^{-1}	(cfm)	13 200		8 500		8 500	
Max. power output	kW	(hp)	0,46	(.62)	1,20	(1.61)	1,20	(1.61)
Air consumption (no load)	m^3/min	(cfm)	0,42	(14.8)	0,70	(24.7)	0,70	(24.7)
Air consumption (load)	m^3/min	(cfm)	0,80	(28.3)	1,50	(53.0)	1,50	53.0)
I.D. of air inlet hose	mm	(in)	10	(3/8“)	13	(1/2“)	13	(1/2“)
Max. Ø of vulcan fiber disc	mm	(in)	115	(4-1/2“)	180	(7“)	180	(7“)
Max. allowable speed	m/s	(ft/s)	80		80		80	
Weight	kg	(lbs)	1,4	(2.9)	3,1	(6.8)	2,7	(5.94)
Length of supply / exhaust hose	m		2/1		-		-	
Dimensions LxH	mm	(in)	238x150	(9.4x5.9)	434x120	(17.1x5.2)	425x125	(16.7x4.9)
Air connection			Nipple		Nozzle		G 1/2“	

Specifications at 90 psi (6,3 bar)

Standard Equipment:	**Part Number**		
Wrench	828832	828832	828832
Socket (hex) 5 mm	800448	-	-
Socket (hex) 6 mm	800449	800449	800449
Support disc Ø 115 mm	827713	-	-
Support disc Ø 180 mm	-	830699	830699
Chuck	830700	-	-
Fibre disc Ø 115 mm	830698	-	-

Optional Accessories:	**Part Number**		
Rear flange	-	-	830710
Flange	-	-	830711
Grinding wheel Ø 180 mm	-	-	830707 *)

*) A rubber support disk can only be used in combination with the appropriate flange - Part No. 830710 and tension nut Part No. 830711; the flange and nut must be ordered separately. Rubber support disks can easily be exchanged using the supplied socket - Part No. 800449 and the pin wrench - Part No. 828832.

Rubber support disk Ø 180 mm (with flange nut), Part No. 830699

Necessary for the exchange: Socket 6 mm (Part No. 800449) and pin wrench (Part No. 828832).

Rubber support disk Ø 180 mm Part No. 830707

Necessary for the exchange: Socket 6 mm (Part No. 800449) or pin wrench (Part No. 828832).

SPECIFICATIONS- EXCENTRIC POLISHERS

Excentric Polishers - with Speed Regulator. Specially for Precision and Demanding Polishing in the Automotive Industry. This Polisher is Intended for the Use with Emery Wheels (with Velcro), Fabric Wheels and Polishing Wheels.

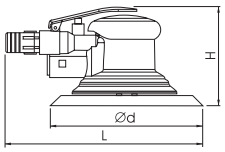

PLUE 125/150

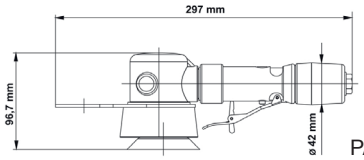

PAE 020-120BX

Polisher **Lever Valve**	**Model** **Part-No.**		**PLUE 125/150** 828312A		**PAE 020-120BX** 300157A	
Speed (no load)	min^{-1}	(rpm)	12 000		12 000	
Max. power output	kW	(hp)	0,15	(.20)	0,2	(.27)
Air consumption (no load)	m^3/min	(cfm)	0,25	(8.8)	0,55	(19.4)
Air consumption (load)	m^3/min	(cfm)	0,25	(8.8)	0,55	(19.4)
I.D. of air inlet hose	mm	(in)	10	(3/8“)	6	(.24“)
Max. Ø of emery wheel	mm	(in)	125/150	(5“/6“)	75	(2.75)
Max. allowable speed	m/s	(ft/s)	80		50	
Thread of work spindle	mm	(in)	5/16“-24		-	-
Weight	kg	(lbs)	0,87	(1.9)	1,0	(2.2)
Dimensions Ø dxLxH	mm	(in)	Ø 150x215x105	(Ø 8.9x8.5x4.1)	-	-
Air connection			G 1/4“		G 1/4“	

Specifications at 90 psi (6,3 bar)

Standard Equipment:	**Part Number**	
Support disc Ø 125 mm	830629	
Support disc Ø 150 mm	6075107	
Backing Pad Ø 76 mm		816618
Connector R 1/4“ 25 KA	830689	
Spanner 17/22 mm	6074851	
Wrench SW 24		300193
Hose clamp	830690	

Optional Accessories:	**Part Number**	
Suction kit	830691	
Quick-connect coupling 3/8“ 25KA	830692	
Air plug		6072224

SPECIFICATIONS - STRAIGHT POLISHER

Straight Polisher - with Speed Regulator. This Polisher is Designed for Processing of Various Material by Polish Wheel, the Wheels are Screwed Directly to the Spindle with Thread 5/8“-11 UNF.

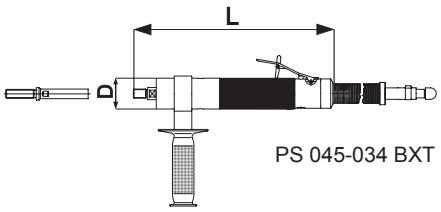

PS 045-034 BXT

Polisher	**Model**		**PS 045-034 BXT**	
Safety Lever	Part-No.		6060684A	
Speed (no load)	min^{-1}	(rpm)	3 400	
Max. power output	kW	(hp)	0,45	(.6)
Air consumption (no load)	m^3/min	(cfm)	0,40	(14.1)
Air consumption (load)	m^3/min	(cfm)	0,60	(21.2)
I.D. of air inlet hose	mm	(mm)	10	(3/8“)
Weight	kg	(lbs)	1,5	(3.3)
Dimensions Ø DxL	mm	(in)	Ø 43x405	(1.7x15.9)
Air connection			Nipple	

Specifications at 90 psi (6,3 bar)

Standard Equipment:	**Part Number**
Wrench 14 mm	800410
Spindle	6013230

DEPRAG
DEPRAG CZ a.s., Lázně Bělohrad

DEPRAG CZ a.s., T. G. Masaryka 113, 507 81 Lázně Bělohrad - Czech Republic
Tel.: +420-493 771 511, Fax: +420-493 771 623, E-mail: sales@deprag.cz, Internet: www.deprag.cz

© DEPRAG: Specifications subject to change without prior notice