



Screwdriving technology

Automation

Air motors

Air tools

**DEPRAG**  
INDUSTRIAL

## Air Grinders with Collets


**Inline Design - Power Output: 1 kW, 1,2 kW (1.3 / 1.6 HP)**

- high power output at a low weight
- ergonomic
- highly durable

Our powerful die-grinders are designed to fulfill the highest quality demands when they are used on industrial applications.

The integrated, reaction-fast speed regulator, which keeps the speed steady under load, allows for an optimal metal cutting.

The robust grinders may be used with grinding-tips or carbide burrs to fabricate plastics and metals in foundries, in the tool- and die making industry or in the precision fabrication industry. These grinders are well-suited for the deburring and polishing of welding seams and for the processing of casted parts. The grinders that feature an extended spindle, are ideal for the cleaning of pipes and for the grinding in hard-to-reach areas. Please Note: when using these grinders for pipe-cleaning, attach lamellar sanding discs or wire brushes only!



## The best tools for efficient material removal

### High power output at a low weight

All DEPRAG Industrial grinders excel through their compact design while simultaneously achieving a high power output. Especially when used with carbide cutters, these tools offer a powerful solution.

### Ergonomic

The ergonomic design of the handle and the surface treatment of the grip allows a continued and low-fatigue operation.

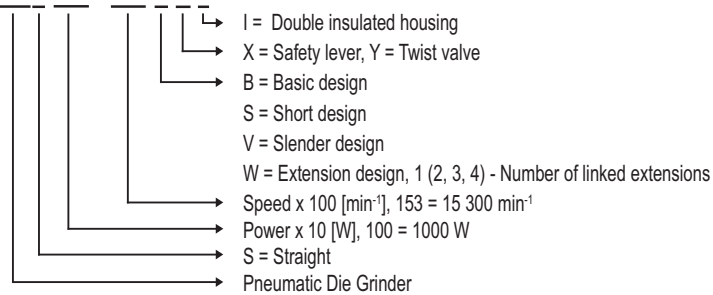
### Highly durable

The robust construction assures a high longevity of your tool - even when used in continued- and mass-fabrications.



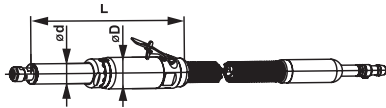
## TYPE KEY

### GDS 100 - 153 B X I

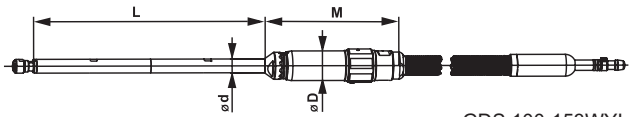


# SPECIFICATIONS - GRINDERS WITH COLLETS - 1 kW (1.3 HP)

## Design - with integrated speed regulator



GDS 100-153 BXI



GDS 100-153 WYI

		Safety Lever		Twist Valve	
<b>Basic Design</b>	<b>Model</b>	<b>GDS 100-153BXI</b>	<b>GDS 100-190BXI</b>	<b>GDS 100-153BYI</b>	<b>GDS 100-190BYI</b>
	Part No.	6060586A	6060570A	6060896A	6060897A
<b>Slender Design</b>	<b>Model</b>	<b>GDS 100-153VXI</b>	<b>GDS 100-190VXI</b>	<b>GDS 100-153VYI</b>	<b>GDS 100-190VYI</b>
	Part No.	6060594A	6060591A	6060900A	6060901A
<b>Short Design</b>	<b>Model</b>	<b>GDS 100-153SXI</b>	<b>GDS 100-190SXI</b>	<b>GDS 100-153SYI</b>	<b>GDS 100-190SYI</b>
	Part No.	6060575A	6060571A	6060898A	6060899A
Speed (no load)	min <sup>-1</sup> (rpm)	15 300	19 000	15 300	19 000
Max. power output	W (hp)	1 000 (1.34)	1 000 (1.34)	1 000 (1.34)	1 000 (1.34)
Air consumption (no load)	m <sup>3</sup> /min (cfm)	0,8 (28.3)	0,8 (28.3)	0,8 (28.3)	0,8 (28.3)
I.D. of air inlet hose	mm (in)	12 (1/2")	12 (1/2")	12 (1/2")	12 (1/2")
Max. Ø of grinding tip	mm (in)	50 (1.97)	50 (1.97)	50 (1.97)	50 (1.97)
Max. Ø of grinding insert	mm (in)	16 (.63)	16 (.63)	16 (.63)	16 (.63)
Weight of tool (without hoses)	kg (lbs)	1,7 (3.75)	1,7 (3.75)	1,9 (4.19)	1,9 (4.19)
Weight of air connection - 0,5 kg		1,3 (2.87)	1,3 (2.87)	1,5 (3.31)	1,5 (3.31)
Length of supply/exhaust hose	m	2 / 1	2 / 1	2 / 1	2 / 1
Dimensions Ø dxDxL	mm (in)	33x52x276 (1.3x2.0x10.9)	33x52x276 (1.3x2.0x10.9)	33x52x288 (1.3x2.0x11.3)	33x52x288 (1.3x2.0x11.3)
Ø dxDxL	mm (in)	24x52x294 (.9x2.0x11.6)	24x52x294 (.9x2.0x11.6)	24x52x306 (.9x2.0x12.0)	24x52x306 (.9x2.0x12.0)
Ø DxL	mm (in)	52x165 (2.0x6.5)	52x165 (2.0x6.5)	52x177 (2.0x4.3)	52x177 (2.0x4.3)
Air connection		Nipple	Nipple	Nipple	Nipple

Specifications at 90 psi (6,3 bar)

<b>Extension Design *)</b>	<b>Model</b>	<b>GDS 100-153WXI</b>	<b>GDS 100-153W1XI</b>	<b>GDS 100-153W2XI</b>	<b>GDS 100-153W3XI</b>	<b>GDS 100-153W4XI</b>
Safety Lever	Part No.	830516 A	830516 B	830516 C	6060579A	6060580A
<b>Extension Design *)</b>	<b>Model</b>	<b>GDS 100-153WYI</b>	<b>GDS 100-153W1YI</b>	<b>GDS 100-153W2YI</b>	<b>GDS 100-153W3YI</b>	<b>GDS 100-153W4YI</b>
Twist Valve	Part No.	6060840A	6060841A	6060842A	6060843A	6060844A
Speed (no load)	min <sup>-1</sup> (rpm)	15 300	15 300	15 300	15 300	15 300
Max. power output	W (hp)	1 000 (1.34)	1 000 (1.34)	1 000 (1.34)	1 000 (1.34)	1 000 (1.34)
Air consumption (no load)	m <sup>3</sup> /min (cfm)	0,8 (28.3)	0,8 (28.3)	0,8 (28.3)	0,8 (28.3)	0,8 (28.3)
I.D. of air inlet hose	mm (in)	12 (1/2")	12 (1/2")	12 (1/2")	12 (1/2")	12 (1/2")
Max. Ø of lamellas washer	mm (in)	50 (1.97)	50 (1.97)	50 (1.97)	50 (1.97)	50 (1.97)
Max. Ø of wire washer	mm (in)	50 (1.97)	50 (1.97)	50 (1.97)	50 (1.97)	50 (1.97)
Weight of tool (without hoses)	kg (lbs)	2,5 / 2,7 (5.5/6.0)	3 / 3,2 (6.6/7.1)	3,5 / 3,7 ((7.7/8.2)	4 / 4,2 (8.8/9.3)	4,5 / 4,7 (9.9/10.4)
Length of supply / exhaust hose	m	2 / 1	2 / 1	2 / 1	2 / 1	2 / 1
Diameter D	mm (in)	52 (2.0)	52 (2.0)	52 (2.0)	52 (2.0)	52 (2.0)
Length (Lever/Twist Valve) M	mm (in)	175 / 187 (6.9/7.4)	175 / 187 (6.9/7.4)	175 / 187 (6.9/7.4)	175 / 187 (6.9/7.4)	175 / 187 (6.9/7.4)
Adapter extension-Ø d	mm (in)	24 (.9)	24 (.9)	24 (.9)	24 (.9)	24 (.9)
Adapter extension - length L	mm (in)	400 (15.7)	600 (23.6)	800 (31.4)	1 000 (39.4)	1 200 (47.2)
Air connection		Nipple	Nipple	Nipple	Nipple	Nipple

Specifications at 90 psi (6,3 bar).

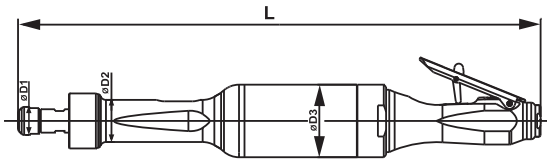
\*) Brushers or flap wheels of max. diameter 50 mm (1.97) can be used with these grinders only.

Standard Equipment:	Part Number
Collet Ø 6 mm	315018
Spanner 15 mm (W design)	800409
Spanner 17 mm (B, S design)	800405
Spanner 19 mm (V design)	800408
Spanner 22 mm	800416

Optional Accessories:	Part Number
Collet Ø 8 mm	315073
Collet Ø 9 mm	315089
Collet Ø 3/16"	315088
Collet Ø 1/4"	315074
Collet Ø 5/16"	315090

## SPECIFICATIONS - GRINDER WITH COLLET - 1,2 kW (2.7 HP)

Design - with fast-response speed regulator; the exhaust ring is adjustable by 360°



Basic Design	Model	GDS 120-120BX
	Part No.	6061163A
Speed (no load)	min <sup>-1</sup>	12 000
Max. power output	W	1 200
Air consumption (no load)	m <sup>3</sup> /min	0,65
Air consumption (load)	m <sup>3</sup> /min	1,20
I.D of air inlet hose	mm	13
Max. Ø of grinding tip	mm	50
Max. Ø of grinding insert	mm	20
Length L	mm	447
Diameter of grinder D1	mm	24
Diameter of grinder D2	mm	36
Diameter of grinder D3	mm	62
Weight	kg	2,25
Air connection		thread 3/8"female

Specifications at 90 psi (6,3 bar)

Standard Equipment:	Part Number
Collet Ø 6 mm	315018
Wrench 2 mm	6072586
Spanner 17 mm	800405
Spanner 22 mm	800416
Hose nozzle 1/2" (13 mm)	6013772

Optional Accessories:	Part Number
Collet Ø 3 mm	6014317
Collet Ø 4 mm	6017743
Collet Ø 5 mm	6017744
Collet Ø 8 mm	315073
Collet Ø 9 mm	315089
Collet Ø 3/16"	315088
Collet Ø 1/4"	315074
Collet Ø 5/16"	315090

We recommend the use of a maintenance unit with a minimum air-connection of 1/2-inch and a filter porosity of 20 Micron (part number 6021281A).

**DEPRAG**  
DEPRAG CZ a.s., Lázně Bělohrad



DEPRAG CZ a.s., T. G. Masaryka 113, 507 81 Lázně Bělohrad - Czech Republic  
Tel.: +420-493 771 511, Fax: +420-493 771 623, E-mail: sales@deprag.cz, Internet: www.deprag.cz

Specifications subject to change without prior notice